


# Make 20 Awesome Ballistic Blasters With Ordinary Stuff



## Launchers, Lobbers, and Rockets Engineer: Make 20 Awesome Ballistic Blasters with Ordinary Stuff

by Lance Akiyama

★★★★☆ 4.4 out of 5

Language : English  
File size : 30116 KB  
Text-to-Speech : Enabled  
Screen Reader : Supported  
Enhanced typesetting : Enabled  
Word Wise : Enabled  
Print length : 144 pages



Looking for a fun and easy way to entertain your kids? Check out these 20 awesome ballistic blasters that you can make with ordinary stuff. From simple straw shooters to more advanced contraptions, there's sure to be a blaster here that your kids will love.

### 1. Straw Shooter

This is the simplest ballistic blaster on the list, and it's perfect for younger kids. All you need is a straw and a piece of paper. Simply fold the paper in half and then roll it up tightly around the straw. Blow into the straw and watch the paper rocket fly!



## 2. Paper Airplane Blaster

This blaster is a little more advanced than the straw shooter, but it's still easy to make. You'll need a piece of paper, a rubber band, and a clothespin. Fold the paper into an airplane shape, and then attach the rubber band to the wings. Pull back on the rubber band and release to launch the airplane.



### **3. Balloon Launcher**

This blaster is a lot of fun, and it's perfect for a party or a backyard barbecue. You'll need a balloon, a straw, and a piece of tape. Blow up the balloon and then attach the straw to the opening. Tape the straw to the balloon so that it's pointing straight up. Pull back on the straw and release to launch the balloon.



#### **4. Water Bottle Rocket**

This blaster is a little more challenging to make, but it's also a lot of fun. You'll need a water bottle, a cork, and a piece of duct tape. Fill the water bottle about 1/3 full of water. Insert the cork into the opening of the bottle and seal it with duct tape. Shake the bottle vigorously and then release the cork. The water will shoot out of the bottle like a rocket!



## 5. Marshmallow Shooter

This blaster is perfect for a marshmallow fight. You'll need a straw, a marshmallow, and a piece of tape. Tape the marshmallow to the end of the straw. Blow into the straw and watch the marshmallow fly!



## 6. Ping Pong Ball Blaster

This blaster is a lot of fun, and it's perfect for practicing your aim. You'll need a ping pong ball, a straw, and a piece of duct tape. Tape the ping pong ball to the end of the straw. Blow into the straw and watch the ping pong ball fly!



## 7. Tennis Ball Blaster

This blaster is a little more powerful than the ping pong ball blaster, and it's perfect for playing catch. You'll need a tennis ball, a straw, and a piece of duct tape. Tape the tennis ball to the end of the straw. Blow into the straw and watch the tennis ball fly!



## 8. Golf Ball Blaster

This blaster is the most powerful of all the ballistic blasters on this list. It's perfect for playing golf or just for having fun. You'll need a golf ball, a straw, and a piece of duct tape. Tape the golf ball to the end of the straw. Blow into the straw and watch the golf ball fly!






## 9. Cardboard Tube Blaster

This blaster is made from a cardboard tube, a rubber band, and a piece of tape. Cut the cardboard tube in half. Attach the rubber band to one end of the cardboard tube. Tape the other end of the cardboard tube to the rubber band. Pull back on the rubber band and release to launch a small object.

## SEMIAUTOMATIC RUBBER BAND GUN FROM CARDBOARD



### 10. PVC Pipe Blaster

This blaster is made from a PVC pipe, a cap, and a plunger. Cut the PVC pipe to the desired length. Attach the cap to one end of the PVC pipe. Insert the plunger into the other end of the PVC pipe. Pull back on the plunger and release to launch a small object.



## 11. Water Gun Blaster

This blaster is made from a water gun, a straw, and a piece of tape. Attach the straw to the nozzle of the water gun. Tape the other end of the straw to the trigger of the water gun. Pull the trigger to launch a stream of water.



## 12. Hairdryer Blaster

This blaster is made from a hairdryer, a straw, and a piece of tape. Attach the straw to the nozzle of the hairdryer. Tape the other end of the straw to the trigger of the hairdryer. Turn on the hairdryer and pull the trigger to launch a stream of air.



### 13. Vacuum Cleaner Blaster

This blaster is made from a vacuum cleaner, a straw



### Launchers, Lobbers, and Rockets Engineer: Make 20 Awesome Ballistic Blasters with Ordinary Stuff

by Lance Akiyama

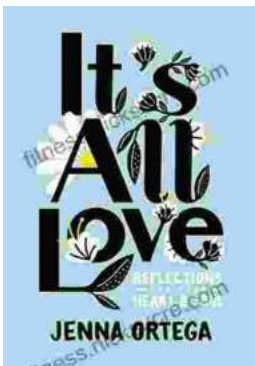
★★★★☆ 4.4 out of 5

Language : English  
File size : 30116 KB  
Text-to-Speech : Enabled  
Screen Reader : Supported

Enhanced typesetting : Enabled  
Word Wise : Enabled  
Print length : 144 pages

FREE

DOWNLOAD E-BOOK



## Reflections For Your Heart and Soul: A Journey of Self-Discovery and Healing

In the depths of our hearts, we hold a wellspring of wisdom and resilience. Reflections For Your Heart and Soul invites you on a transformative...



## The Heroines Club: Empowering Mothers and Daughters

The Heroines Club is a mother daughter empowerment circle that provides a supportive and empowering environment for mothers and daughters to...